



**INFORMATION
SECURITY**

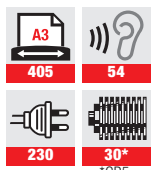
INTIMUS 175

IN THE DEPARTMENT

- ▶ Low noise level
- ▶ Integrated Auto Reverse Function for easy removal of paper jams
- ▶ Illuminated indicators for stand-by, basket full, door open and paper jam
- ▶ Sealed dust-free design with robust wooden cabinet
- ▶ Mounted on rollers for flexible use



CP7 model















175 CP5 | 175 CP6 | 175 CP7



PROFESSIONAL DATA SHREDDERS

– a Synthesis of Technology, Performance and Design. All intimus® shredders are built from durable, precision engineered, high-performance components, designed for a long life of high volume usage. The product range covers all requirements from day-to-day office use up to High Security Shredding machines in use for destruction of classified material in line with all current legal requirements such as DIN 66399 or NSA 02/01. intimus® shredders carry various features which make them unique in user-friendliness and operating efficiency.

SPECIFICATION			
Model	175 SP2	175 CP4	175 CP5
Shred size	0,23"	0,16" x 1,57"	0,074" x 0,59"
Bin size (litre)	175	175	175
Bin size (gal)	46	46	46
Suitable for	10+	10+	10+
Security level (DIN 66 399)	P-2 / T-2 ⁺ / 0-2***	P-4/ F-1/ T-4 ⁺ / 0-3***	P-5/ F-2/ T-5 ⁺ / 0-4***
Shredding capacity*	65-70 (sheets) 70 g/m ²	45-50 (sheets) 70 g/m ²	25-30 (sheets) 70 g/m ²
	55-60 (sheets) 80 g/m ²	38-43 (sheets) 80 g/m ²	22-26 (sheets) 80 g/m ²
Cutting speed	0,12 m/s	0,12 m/s	0,12 m/s
Throughput** (sheets/min)	1.697 (sheets/min) 70 g/m ²	1.111 (sheets/min) 70 g/m ²	606 (sheets/min) 70 g/m ²
	1.455 (sheets/min) 80 g/m ²	949 (sheets/min) 80 g/m ²	525 (sheets/min) 80 g/m ²
Also shreds	   	   	   
Dimensions (W/D/H)	25,98" x 22,05" x 41,34"	25,98" x 22,05" x 41,34"	25,98" x 22,05" x 41,34"

⁺ ID cards only

* based on 70 g/m² A4 paper. Sheet capacities vary depending on quality, weight, grain of paper and sufficient power supply. It may be lower if the voltage is below the rated/nominal value.

** theoretical average performance paper/min *** No splash protection - CD destruction only with safety glasses

HIGH SECURITY SHREDDWWER

SPECIFICATION		
Model	175 CP6	175 CP7
Shred size	0,031" x 0,472"	0,031" x 0.18"
Bin size (litre)	175	175
Bin size (gal)	46	46
Suitable for	10+	10+
Security level (DIN 66 399)	P-6 / F-3	P-7 ⁺ / F-3
Shredding capacity*	15-17 (sheets) 70 g/m ²	8-10 (sheets) 70 g/m ²
	13-15 (sheets) 80 g/m ²	7-9 (sheets) 80 g/m ²
Cutting speed	0,15 m/s	0,23 m/s
Throughput** (sheets/min)	515 (sheets/min) 70 g/m ²	465 (sheets/min) 70 g/m ²
	455 (sheets/min) 80 g/m ²	418 (sheets/min) 80 g/m ²
Dimensions (W/D/H)	25,98" x 22,05" x 41,34"	25,98" x 22,05" x 41,34"

⁺ NSA approved (NSA / CSS EPL 02/01)

* based on 70 g/m² A4 paper. Sheet capacities vary depending on quality, weight, grain of paper and sufficient power supply. It may be lower if the voltage is below the rated/nominal value.

** theoretical average performance paper/min